



FEATURE HIGHLIGHTS

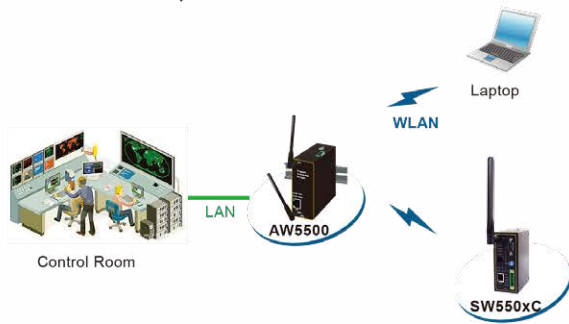
- Designed for 802.11a/b/g/n networks
- Operating temperature: -10°C to +60°C
- Web server/Utility configuration
- Upgrade via Device View or Web server
- 5 GHz frequency support to reduce interference on other wireless devices using 2.4 GHz
- Client isolation
- Different operating modes and topology options (WDS Bridge and AP Client)
- FCC (United States), ETSI (Europe), and NCC (Taiwan) certified wireless equipment

PRODUCT DESCRIPTION

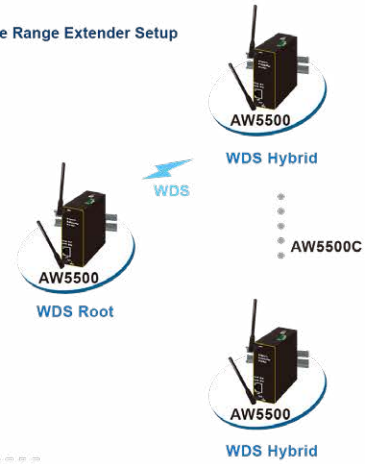
Suitable in a wide array of applications, the new AW5500 is able to withstand harsh conditions typically found in the industry. Designed with your security in mind, it incorporates state of the art encryption as well as the ability to create a virtual network among wireless clients. This VLAN communication between clients can be controlled easily and intuitively, imposing restrictions on data and excluding malware at the same time. Finally, AW5500 embodies a strong wireless network manager that will surely deliver optimum performance in your network.

APPLICATION CASES

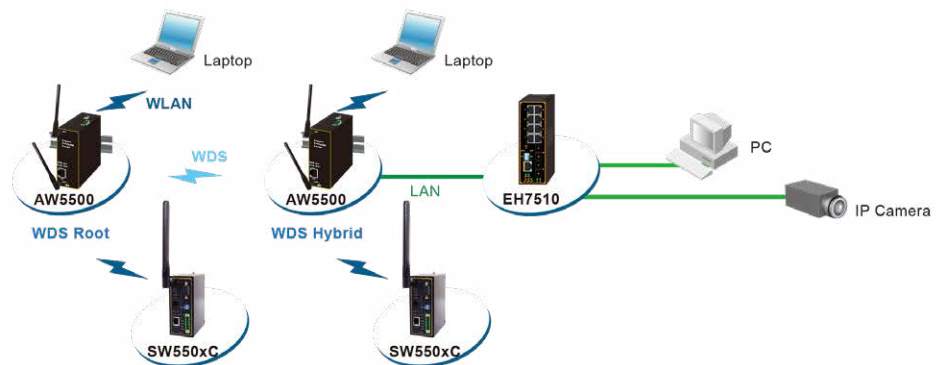
Basic Access Point Setup



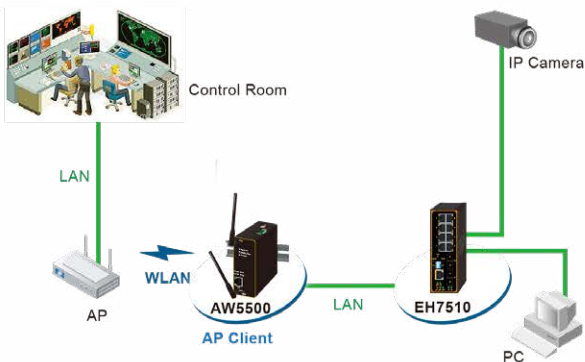
Coverage Range Extender Setup



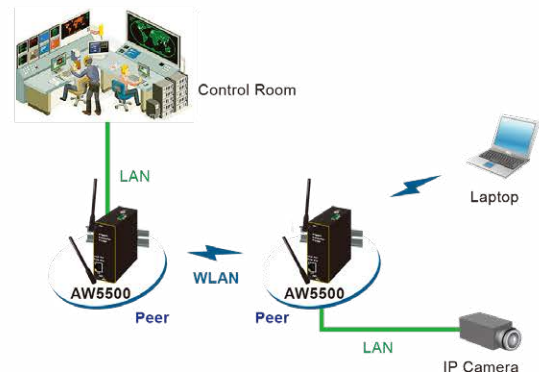
Basic WDS Setup



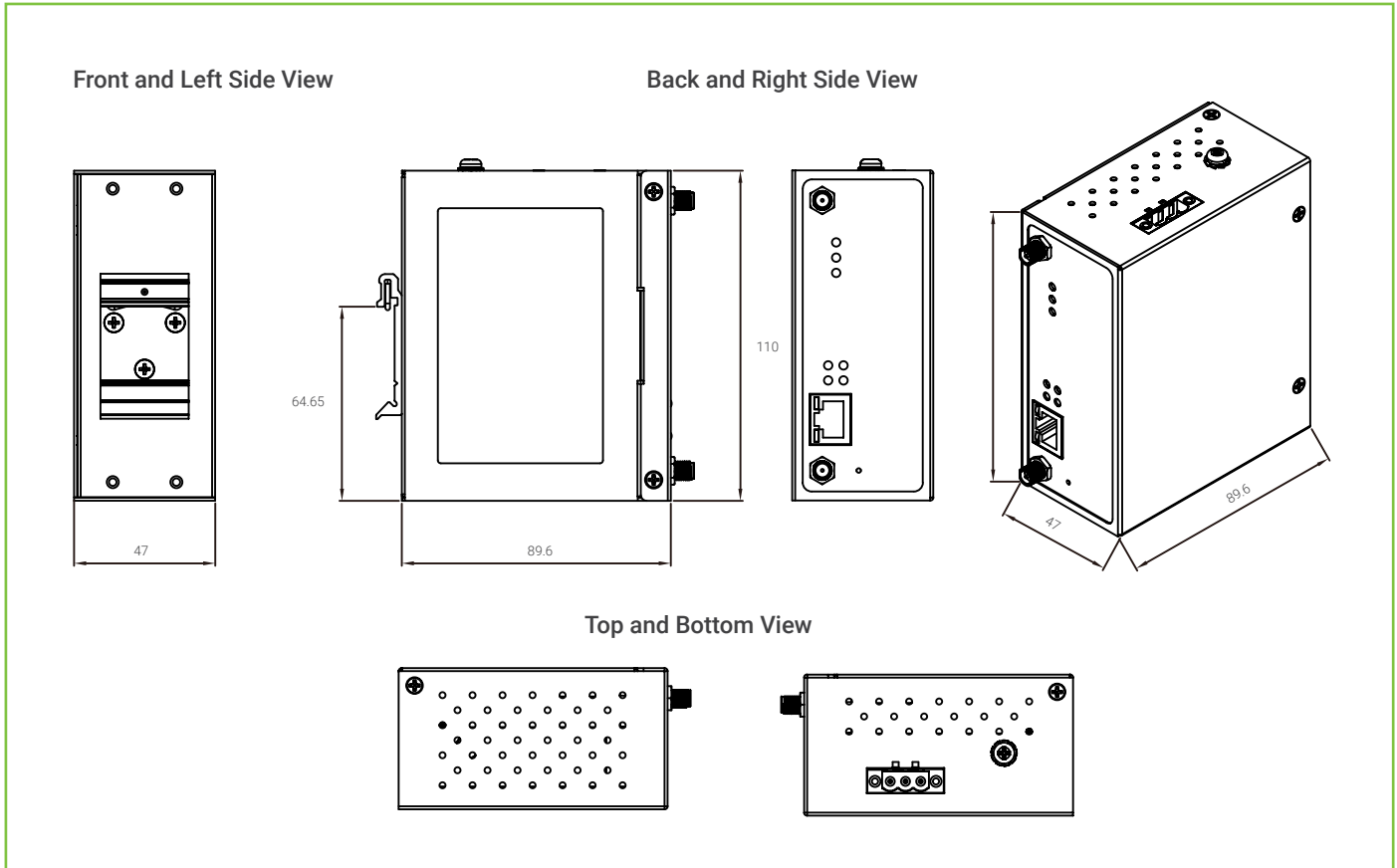
AP Client Setup



WPS / Wi-Fi Direct Mode



DIMENSIONS & LAYOUT



SPECIFICATIONS

Technical Specifications

Model Name	AW5500
Power Characteristics	
Input Voltage	9VDC to 48VDC
Input Current(9VDC)	0.65A
Power Consumption	Approx. 5.85W (max)
Reverse Polarity Protection	Yes
Connection	3-pin Lockable Terminal Block
Mechanicals	
Dimensions	47x110x90 mm
Installation	DIN-Rail, wall mount (optional kit)
Reset Button	Yes

Environmental Limits		
Operating Temperature	-10°C to +60°C (14°F to +140°F)	
Storage Temperature	-40°C to +85°C (-40°F to +185°F)	
Ambient Relative Humidity	5 to 95% RH, (non-condensing)	
Hardware Characteristics		
Watchdog	Hardware built-in	
Ethernet Switch & PHY	IEEE802.3ab 1000 Base-T	
Software Features		
Operation Modes	AP, WDS Hybrid, AP Client	
Wireless Security	WEP, WPA, WPA2, TKIP, AES, 802.1x	
Network Security	Client Isolation, Firewall / Filtering, Turn off Radio	
Alerts Events	E-mail / SNMP Trap	
Supported Protocol	ICMP, TCP, UDP, DHCP Server/Client, DNS, SNMP, NTP, SMTP, HTTP, IPv4, 802.1x, RADIUS, STP/RSTP	
Wireless Characteristics		
Wireless PCI-e Module	Atheros AR9382	
Tx / Rx	2T2R MIMO (2x2 with MCS 0-15)	
Standard Conformance	802.11a, 802.11b, 802.11g, and 802.11n	
Operating Frequency		
	2.4Ghz	5Ghz
United States (FCC)	2412-2462(20Mhz)/2422-2452(40Mhz)	5180-5240, 5745-5825(20Mhz)/5190-5230, 5755-5795(40Mhz)
Europe (ETSI)	2412-2472(20Mhz)/2422-2462(40Mhz)	5180-5240(20Mhz)/5190-5230(40Mhz)
Taiwan (NCC)	2412-2462(20Mhz)/2422-2452(40Mhz)	5280-5320, 5745-5825(20Mhz)/5310, 5755-5795(40Mhz)
Data Rate		
802.11a	6, 9, 12, 18, 24, 36, 48, 54Mbps	
802.11b	1, 2, 5.5 and 11Mbps	
802.11g	6, 9, 12, 18, 24, 36, 48, 54Mbps	
802.11n	20MHz bandwidth: 1Nss: 65Mbps @ 800GI, 72.2Mbps @ 400GI (Max.) / 2Nss: 130Mbps @ 800GI, 144.4Mbps @ 400GI (Max.)	
	40MHz bandwidth: 1Nss: 135Mbps @ 800GI, 150Mbps @ 400GI (Max.) / 2Nss: 270Mbps @ 800GI, 300Mbps @ 400GI (Max.)	
Antenna (5GHz)		
Gain	5 dBi	
Connector	Dual SMA(R) Female	
Output Power (5GHz)		
802.11a	+15dBm @ 6, 9, 12, 18, 24Mbps / +15dBm @ 36Mbps / +14dBm @ 48Mbps / +12dBm @ 54Mbps	
802.11n 5GHz/HT20	+15dBm @ MCS 0/8 +15dBm @ MCS 4/12 +15dBm @ MCS 1/9 +11 - 14dBm @ MCS 5/13 +15dBm @ MCS 2/10 +9 - 12dBm @ MCS 6/14 +15dBm @ MCS 3/11 +7 - 10dBm @ MCS 7/15	
802.11n 5GHz/HT40	+14dBm @ MCS 0/8 +14dBm @ MCS 1/9 +14dBm @ MCS 2/10 +14dBm @ MCS 3/11 +14dBm @ MCS 4/12 +10 - 13dBm @ MCS 5/13 +8 - 11dBm @ MCS 6/14 +6 - 9dBm @ MCS 7/15	
Antenna (2.4GHz)		
Gain	3 dBi	
Connector	Dual SMA(R) Female	

Output Power (2.4GHz)	
802.11b	+14dBm
802.11g	+17dBm @ 6, 9, 12,18,24Mbps / +17dBm @ 36Mbps / +16dBm @ 48Mbps / +16dBm @ 54Mbps
802.11n 2.4GHz/HT20	+16dBm @ MCS 0/8 +16dBm @ MCS 4/12 +16dBm @ MCS 1/9 +16dBm @ MCS 5/13 +16dBm @ MCS 2/10 +16dBm @ MCS 6/14 +16dBm @ MCS 3/11 +15dBm @ MCS 7/15
802.11n 2.4GHz/HT40	+15dBm @ MCS 0/8 +15dBm @ MCS 4/12 +15dBm @ MCS 1/9 +15dBm @ MCS 5/13 +15dBm @ MCS 2/10 +15dBm @ MCS 6/14 +15dBm @ MCS 3/11 +14dBm @ MCS 7/15

Receiver Sensitivity							
	Data Rate	IEEE Spec (1 Rx dBm)	Typical/Maximum (2Rx dBm)		Data Rate	IEEE Spec (1 Rx dBm)	Typical/Maximum (2Rx dBm)
802.11a	6M	-82	-95/-85	802.11a/n HT40	MCS0	-79	-92/-82
	9M	-81	-94/-84		MCS1	-76	-90/-79
	12M	-79	-93/+82		MCS2	-74	-87/-77
	18M	-77	-90/-80		MCS3	-71	-84/-74
	24M	-74	-88/-77		MCS4	-67	-80/-70
	36M	-70	-84/-73		MCS5	-63	-76/-66
	48M	-66	-82/-69		MCS6	-62	-74/-65
	54M	-65	-81/-68		MCS7	-61	-72/-64
802.11b	1M	not specified	-98/-85	802.11b/g/n HT20	MCS0	-82	-95/-85
	5.5M	not specified	-98/-85		MCS1	-79	-94/-82
	11M	not specified	-94/-85		MCS2	-77	-92/-80
802.11g	6M	-82	-96/-85	802.11b/g/n HT20	MCS3	-74	-89/-77
	9M	-81	-96/-84		MCS4	-70	-86/-73
	12M	-79	-95/-82		MCS5	-66	-82/-69
	18M	-77	-93/-80		MCS6	-65	-80/-68
	24M	-74	-90/-77		MCS7	-64	-78/-67
	36M	-70	-87/-73		MCS0	-79	-92/-82
	48M	-66	-83/-69		MCS1	-76	-92/-79
802.11a/n HT20 802.11a/n HT20	54M	-65	-82/-68	802.11b/g/n HT40	MCS2	-74	-89/-77
	MCS0	-82	-94/-85		MCS3	-71	-86/-74
	MCS1	-79	-92/-82		MCS4	-67	-83/-70
	MCS2	-77	-90/-80		MCS5	-63	-77/-66
	MCS3	-74	-87/-77		MCS6	-62	-76/-65
	MCS4	-70	-84/-73		MCS7	-61	-75/-64
	MCS5	-66	-79/-69				
	MCS6	-65	-78/-68				
MCS7	-64	-76/-67					

REGULATORY APPROVALS

Regulatory Approvals	
EMC	EN55032, EN55024, EN 301489-1 V2.2.0; EN301489-17 V3.2.0; FCC 15B (Class A), CNS 13438
Radio	FCC 15C 15.247, FCC 15E 15.407, EN 301893 V2.1.1, EN 300328 V2.1.1, NCC LP0002
EMF	EN 62311: 2008, EN 50385: 2002

Test	Description		Test Levels	Levels
EN61000-4-2	ESD	Contact Discharge	±8KV	4
		Air Discharge	±15KV	4
EN61000-4-3	RS	Radiated (Enclosure)	10(V/m)	3
EN61000-4-4	EFT	AC Power Port	±2.0 KV	3
		LAN Port	±2.0 KV	4
EN61000-4-5	Surge	AC Power Port	Line-to-Line±1.0 KV	3
		AC Power Port	Line-to-Earth±2.0 KV	3
		LAN Port	Line-to-Earth±2.0 KV	3
EN61000-4-6	CS	Conducted (Enclosure)	10 V rms	3
EN61000-4-8	PFMF	(Enclosure)	10(A/m)	3
Safety	UL60950-1 , CB IEC/EN60950-1, IEC/EN 62368-1, CNS 14336-1			
Shock	IEC 60068-2-27			
Freefall	IEC 60068-2-32			
Vibration	IEC 60068-2-64			
MTBF	22 years (MIL-HDBK-217F)			
Warranty	5 years			
RoHS	Yes			

ORDERING INFORMATION

Ordering Information		
Model name	Part Number	Description
AW5500	1P1AW550000001G	Industrial 802.11 a/b/g/n Wireless AP/Client/Bridge

Optional Accessories		
Model name	Part Number	Description
UN315-1212 (US-Y) Power Adapter	50500151120003G	Y-Type power adaptor,100-240VAC input, 1.25A @ 12VDC output, US plug LV6
UNE315-1212 (EU-Y) Power Adapter	50500151120013G	Y-Type power adapter, 100~240VAC input, 1.25A @ 12VDC output, EU plug, LV6
UN315-2465 (US)	50500161240002G	Y-Type power adapter, 100~240VAC input, 0.65A @ 24VDC output, US plug, LV6
UNE315-2465 (EU)	50500161240012G	Y-Type power adapter, 100~240VAC input, 0.65A @ 24VDC output, EU plug, LV6
WMK-454-Black	70100000000043G	Black Aluminum Wall Mount Kit