Industrial PoE Managed Switches

EH7506/EH7508/EH7512 Series

Feature Highlights

- Up to 8 10/100 BASE-T(X) ports and 4 10/100/1000 BASE-T(X) Combo ports
- Up to 8 802.3af or 802.3at compliant PoE ports
- ERPS Ring (recovery time < 20ms @ 40 switches), STP/RSTP for network redundancy
- Remote management over Web browser, Telnet console, serial console, and Windows Utility
- CE/FCC/UL and NEMA TS-2 for Traffic control applications certified
- Profinet CC-B v2.33 certified & Ethernet/IP Ready

Product Description

The EH7512 Series is a highly reliable and fault-tolerant Industrial Managed PoE Ethernet Switch. It equips up to eight 10/100BASE-T(X) RJ-45 ports and up to four 10/100/1000BASE-T(X)/FX RJ-45 and SFP ports. With its high performance switching capacity, EH7512 Series provides network redundant self-recovery mechanism is less than 20ms on full load which allows you to scheme a reliable Ethernet network by building a redundant ring topology as your back-up solution. With a Multifunctional web dashboard, EH7512 Series offers intelligent features such as Quality of service (QoS), Virtual LAN (VLAN), IGMP, Port mirroring and security.

The EH7512 Series is designed for Industrial rugged applications. It equips a 5-pins terminal block to provide dual redundant power inputs with Reverse Polarity Protection and two sets of relay which allows field engineers to build up a stand-alone fault alarm system. Its IP30 housing protection, wide operating temperature of -20 to 70°C and DIN-Rail mounting capacities are liable to do most industrial filed applications.

Being Profinet CC-B v2.33 certified, this switch Series is Automation and IoT ready. Profinet allows wired and wireless combinations for an array of connectivity options, providing a more effective backbone for your automation operations.

atop Technologies

General Specifications	
Technology	
Standards	IEEE802.3af / 802.3at for Power-over-Ethernet
	IEEE802.3 for 10BASE-T
	IEEE802.3u for 100BASE-T(X) and 100BASE-FX
	IEEE802.3ab for 1000BASE-T(X)
	IEEE802.3z for 1000BASE-X
	IEEE802.3x for Flow Control
	IEEE802.1D-2004 for Spanning Tree Protocol
	IEEE802.1w for Rapid STP
	IEEE802.1Q for VLAN Tagging
	IEEE802.1p for Class of Service
	IEEE8021X for Authentication
	IEEE802.3ad for Port Trunk with LACP
Protocols	IPv4, IPv6, IGMPv1/v2/v3, IGMP Snooping, GARP,GMRP, GVRP, SNMPv1/v2c/v3, SNMP Inform, ICMP, Telnet, SSH, DHCP Server/Relay/Client, DHCP Option 66/67/82, BootP, RARP, TFTP, NTP Server/Client, SNTP, SMTP, SMTP (Gmail), RMON, HTTP, HTTPS, Syslog, MRP (Client), LLDP, IEEE 1588 PTP V1/V2, IEEE 1588 Hardware Transparent Clock, 802.1x, EAP, RADIUS, TACACS+, Mirror port, QoS, ACL, Serial Console, U-Ring, STP, RSTP, MSTP, Redundancy Compatible Ring, Profinet, Ethernet/IP, Modbus/TCP
Automation Profiles	Profinet CC-B v2.33 certified, GSDML file provided
MIB	MIB II, IF-MIB, SNMPv2 MIB, BRIDGE-MIB, RMON MIB Group 1,2,3,9, RFC RFC 1157, RFC 1213, RFC 1215, RFC 1493, RFC 1643, RFC 1757, RFC 2011, RFC 2012, RFC 2013, RFC 2233, RFC 2571, RFC 2742, RFC 2819, RFC 2863, RFC 3411, RFC 3412, RFC 3413, RFC 3414, RFC 3415,
Flow Control	IEEE802.3x for Flow Control, back pressure flow control
Switch Properties	
Priority Queues	8
Max. Number of Available VLANs	256
VLAN ID Range	VID 1 to 4094
Static IGMP Groups	256
Dynamic IGMP Groups	256
MAC Table Size	16K
Packet Buffer Size	12 Mbit
Interface	
RJ45 Ports	10/100/1000BASE-T(X) or 10/100 BASE-T(X) auto negotiation speed
Fiber Ports	100BASE-FX / 1000BASE-X SFP slot
LED Indicators	PWR1, PWR2, Alarm, Run, Ring, Ring Master, RJ-45 Link/Speed, SFP Link, PoE
Console	RS232 (RJ45 connector)
Relay Output	2 relay outputs with current carrying capacity of 2A @30VDC
DIP Switches	Ring Control
Button	Reset Button
Power Management	
Input Voltage	9-48 VDC or 18~30VAC for Non-PoE models
	45-57 VDC for 802.3af mode
	51-57 VDC for 802.3at mode
Input Current	Max. 1.5A @ 18VAC
	Max. 2.0A @ 9VDC (without PD)
	Max. 3.2A @ 45VDC (Support up to 8 ports at 15.4W per PoE port)
	Max. 5.5A @ 51VDC (Support up to 8 ports at 30W per PoE port)
Connector	Removable 5-pin Terminal Block for power input
Reverse Polarity Protection	Present (DC only)
Physical Characteristics	
Housing	IP30 protection, metal housing
Dimension	60.3mm x 137.9mm x 164mm (W x D x H)
Weight	approx 1.2 kg (Max.)
Installation	DIN-Rail, Wall Mount (Optional Kit)
Environmental Limits	
Operating Temperature	-20°C~70°C (-4°F~158°F)
Storage Temperature	-40°C~85°C (-40°F~185°F)
Ambient Relative Humidity	5%~95% non-condensing

Regulatory Approvals				
Safety	UL60950-1 2nd Ed. /CSA C22.2 No.60950-1-07 2nd Ed. / EN60950-1 / CB			
EMC	FCC Part 15, Subpart B, Class A / EN 61000-6-4:2007+A1:2011 / EN 61000-6-2:2005			
Traffic Control	NEMA TS-2			
Test	**Item**		**Value**	**Level**
IEC 61000-4-2	ESD	Contact Discharge	±6KV	3
		Air Discharge	±8KV	3
IEC 61000-4-3	RS	Radiated(Enclosure)	10 (V/m)	3
IEC 61000-4-4	EFT	AC Power Port	±2.0 KV	3
		DC Power Port	±2.0 KV	3
		Signal Port	±1.0 KV	3
IEC 61000-4-5	Surge	AC Power Port	Line-to-Line ±1.0KV	3
		AC Power Port	Line-to-Earth ±2.0KV	3
		DC Power Port	Line-to-Line ±1.0KV	3
		DC Power Port	Line-to-Earth ±2.0KV	3
		Signal Port	Line-to-Earth ±1.0KV	3
IEC 61000-4-6	CS	Conducted(Enclosure)	10 Vrms	3
IEC 61000-4-8	PFMF	(Enclosure)	30(A/m)	4
IEC 61000-4-11	Dip	AC Power Port	-	-
Shock	IEC 60068-2-27			
Drop	IEC 60068-2-32			
Vibration	IEC 60068-2-64			
Traffic Control	NEMA TS-2			
RoHS	Yes			
MTBF	11 years			
Warranty	5 years			

EH7506/EH7508/EH7512 mechanical dimensions (unit=mm)

Top View

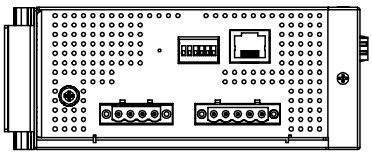

Rear View

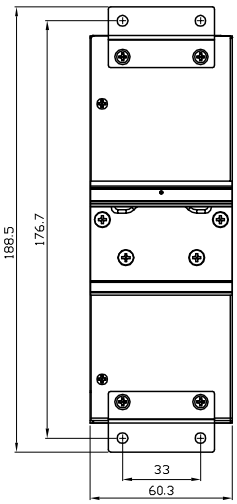

Side View

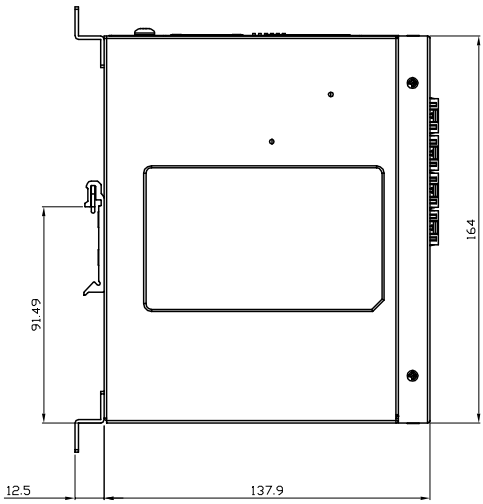

Front View

EH7506 **EH7508** **EH7512**

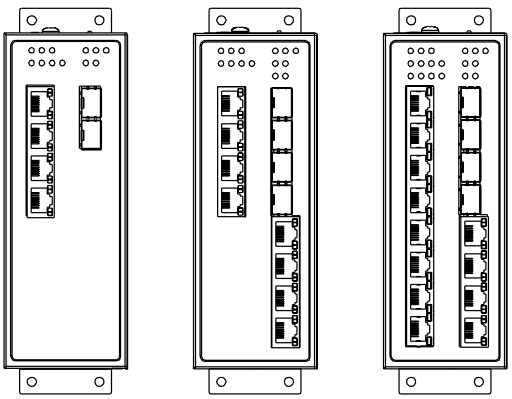

Botton View

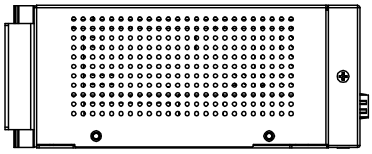

The illustrated pictures include optional wall mount kit.

Ordering Information

Model Name		Port Interface			
Model	Part Number	Fast Ethernet		Gigabit Ethernet Combo Port	
		Non-PoE	PoE	RJ-45	SFP
EH7506-2SFP	1P1EH750600002G	4	-	-	2
EH7506-4PoE-2SFP	1P1EH750600001G	-	4	-	2
EH7508-4G-4SFP	1P1EH750800002G	4	-	(4)	(4)
EH7508-4G-4PoE-4SFP	1P1EH750800001G	-	4	(4)	(4)
EH7512-4G-4SFP	1P1EH751200004G	8	-	(4)	(4)
EH7512-4G-4PoE-4SFP	1P1EH751200001G	4	4	(4)	(4)
EH7512-4G-8PoE-4SFP	1P1EH751200002G	-	8	(4)	(4)

Note: Numbers in the parenthesis are the Combo ports.

Optional Accessories

WMK-450-Black	Metal Wall Mount Kit, Black
AD1120-48F	120W/2.5A DIN-Rail 48 VDC power supply with universal 100~240VAC/120-370VDC input
AD1240-48C	240W/5A DIN-Rail 48 VDC power supply with universal 100~240VAC/120-370VDC input
LM28-C3S-TI-N	SFP Transceiver, 1250Mbps, 850nmVCSEL, Multi-mode, 550m, 3.3V, -20~85°C
LM38-C3S-TI-N	SFP Transceiver, 1250Mbps, 1310nmFP, Multi-mode, 2km, 3.3V, -40~85°C
LS38-C3S-TI-N	SFP Transceiver, 1250Mbps, 1310nmFP, Single-mode, 10km, 3.3V, -40~85°C
LS38-C3L-TI-N	SFP Transceiver, 1250Mbps, 1310nmDFB, Single-mode, 30km, 3.3V, -40~85°C
CBL-RJ45(8P)-DB9(F)-90-C	8-pin RJ45 to DB9 Female Cross Over Cable, 90cm
LM38-A3S-TI-N	SFP Transceiver, 155Mbps, 1310nmLED, Multi-mode, 2km, 3.3V, -40~85°C
LS38-A3S-TI-N	SFP Transceiver, 155Mbps, 1310nmFP, Single-mode, 30km, 3.3V, -40~85°C

Note: Please choose a power supply wisely based on the actual power requirement. EH7512's system require 18W and each PoE port adds 15W for 802.3af or 30W for 802.3at.

Atop Technologies, Inc.
TEL : +886-3-5508137
FAX : +886-3-5508131
sales@atop.com.tw
http : //www.atop.com.tw

c UL us LISTED I.T.E E243257 IP30 Rated IEC/EN60529

Design and specification are subjected to change without notice.
All product names referenced herein are registered trademarks of their respective companies.