

### FEATURED HIGHLIGHTS



- Supports HSR (IEC 62439-3 Clause 5) and PRP (IEC 62439-3 Clause 4)
- IEC 61850-3 and IEEE 1613 certification
- Integrated IEEE 1588v2 hardware-based BC and TC (-BC/SB version)
- Maximum 128Gbps switching capacity, 95.24Mpps throughput
- Rugged industrial design for harsh environments between -40°C to +85°C
- Flexible modular configuration, 3 Module-dedicated slots
- Up to 24 Gigabit ports, and 4x10 Gigabit SFP Uplink slots, 1PPS BNC
- ITU-T G.8032 ERPS Ring, RSTP, or MRP (Manager/ Client) redundancy
- Advanced management features such as QoS and VLAN

### PRODUCT DESCRIPTION

**Flexibility:** ATOP's high-density RHG9628 Rack-mounted managed switch provides the flexibility needed for your application demands. You can choose from among six different Core versions: based on power supply, uplink port configurations and embedded Hardware-Assisted Boundary Clock feature. And you can choose from six different 4- or 8-Port modules to customize your device in a very simple way.

**Designed for Substations:** Layer-3 routing support BGPv4, IPv4 static routing, RIP v1/v2 and OSPFv2.

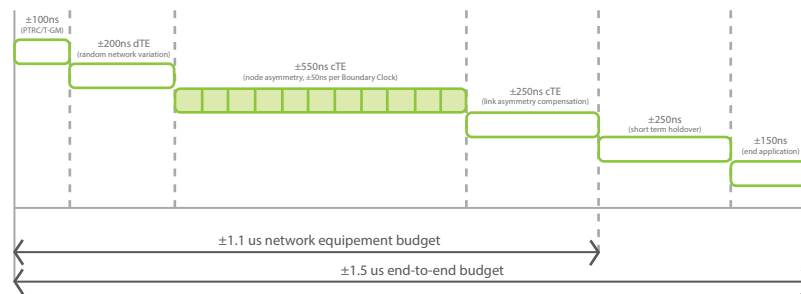
**Award-winning Performance:** RHG9628's IEEE1588v2 Hardware-PTP version received recognition for nanosecond-level accuracy. This makes RHG9628 one of the most reliable GMC backups. And being embedded with Synchronous Ethernet and with full support for PTP profiles.

**High-availability, versatility and power:** When equipped with **High-Availability HSR/PRP modules**, RHG9628 complies with the most stringent redundancy requirements, ensuring no packet loss and guaranteeing GOOSE packets arrive at their respective destinations. RHG9628's high performance provides a network redundant self-recovery mechanism of under 20ms on full load. This enables you to build a reliable network through almost any redundant ring topology. RHG9628 supports ITU-T G.8032 ERPS Ring, IEEE802.1D-2004 RSTP, STP, MSTP, MRP (Manager/ Client), iA-Ring, iA-Chain and many other compatible ring protocols for network redundancy. With a Multifunctional web dashboard, it offers intelligent features such as Quality of service (QoS), IGMP, port mirroring, and security. It is available in two power input variants: one for low-DC voltage (redundant 24~120VDC input) and one for the more popular High-Voltage applications in the distribution grid (redundant 110~240VAC, 24~120VDC or 120~380VDC input). Additional 4 x 10 Gigabit uplink SFP slots allow RHG9628 to be the backbone of the substation.

# BOUNDARY CLOCK APPLICATION

## High accuracy delivered, even in holdover mode

A boundary clock, is normally a switch that doesn't act transparently to the slaves in the network. Directly connected to the Grandmaster, large networks with thousands of slaves would overload the Grandmaster. So the need for a device that acts as a slave towards the master and as a master towards slaves is achieved with a boundary clock. ATOP's RHG9628 Boundary clock, once synchronized, achieves the 50ns precision set forth in the ITU-T G.8271.1 recommendation. And it is equipped with a high-precision OCXO to guarantee that precision in the event of a link or device failure, with a maximum time-drift of 250ns from GNSS time. All this can guarantee a maximum 1.5us end-to-end time deviation budget from the GNSS to the end-application, up to 10 BC hierarchies.

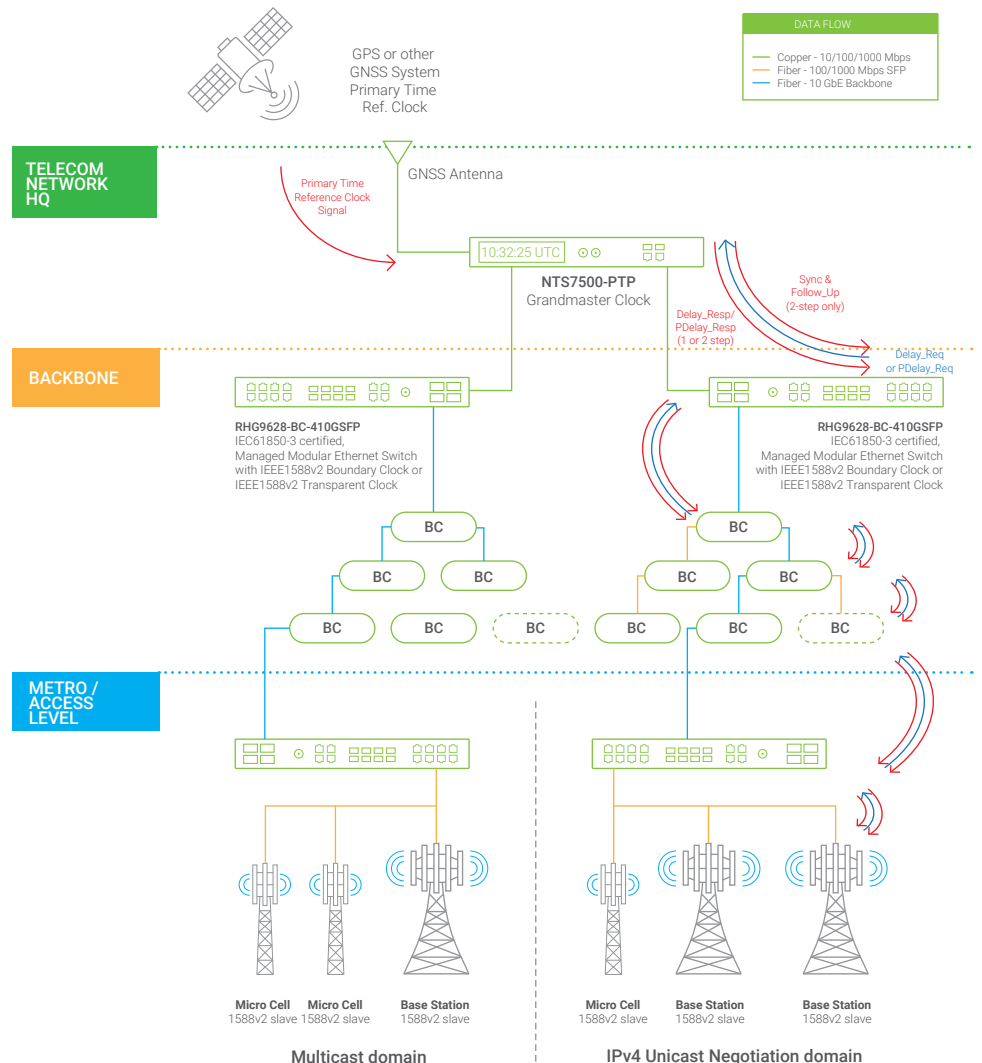


## Application Example

The network diagram shows the use of ATOP's NTS7500 Grandmaster Clock and RHG9628 Boundary clock application.

RHG9628 can easily function as a both Access/Aggregation switch with up to 4x1/10Gbps SFP slots and as a PTP boundary clock. Up to 28 ports can be individually configured to run different instances of IEEE1588v2.

A wide variety of settings are allowed within profiles – such as the Power, and Enterprise profiles. RHG 9628-BS supports Synchronous Ethernet, allowing the transport of time and frequency, which is important for legacy networks such as SDH-SONET.

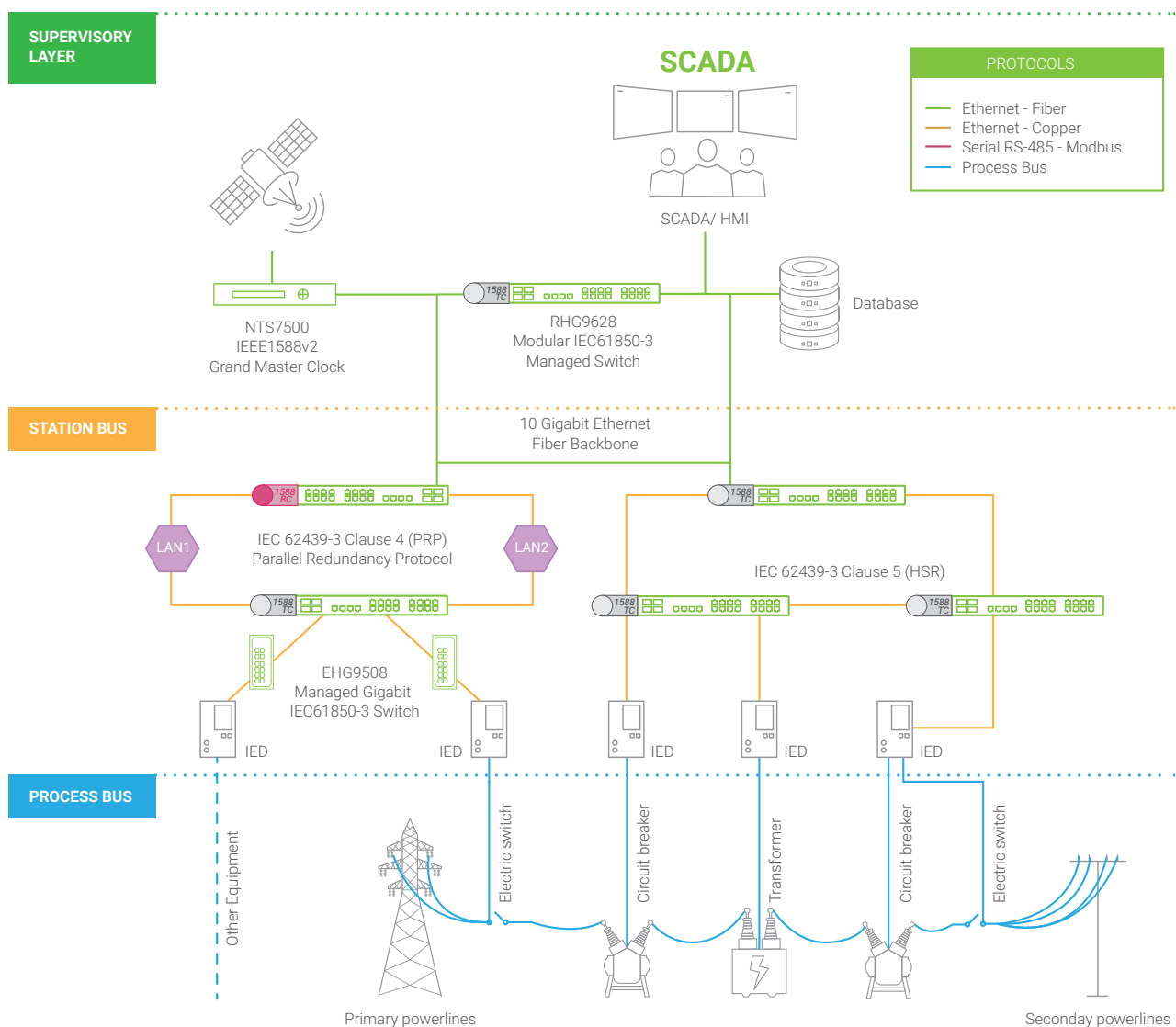


## HIGH AVAILABILITY APPLICATION

### Zero packet loss, on multiple ports

Install a 4-port Gigabit RJ45 or SFP High-Availability module in any of the module slots in RHG9628 CPU board, and you're good to go. Congratulations: your network is now fully compliant with IEC62439-3 Clause 4- 2016 (PRP) and IEC62439-3 Clause 5-2016 (HSR). Simultaneously. Through this 4-port module.

Through HSR/PRP technology, ATOP's device will replicate the packet through 2 redundant paths and the end-application will have the risks to lose a packet almost zeroed. This is an example of a mixed HSR/PRP network, where RHG9628 is used flexibly as a Transparent or a Boundary Clock and as an HSR/PRP manager.



### IEEE1588v2 PTP, IEC61850-9-3 Power Profile and HSR/PRP

RHG9628 is an advanced and flexible platform. It embeds high-bandwidth Switching fabric, Accurate hardware-based Boundary Clock or Transparent Clock, IEC61850-3 compliant hardware, and fully supports IEC/IEEE61850-9-3 - 2016 Power Profile. Also on HSR/PRP ports. When properly configured, our Switch can seamlessly provide Peer-to-Peer transparent clock and Boundary Clock on all ports, HSR/PRP ports included.

## CONFIGURATION EXAMPLE



**RHG9628-410GSFP-SB-HV** Main unit, with 4x 10 Gigabit SFP uplink slots, 1PPS BNC, 120-380VDC, HW PTP BC/TC and SyncE



**RHG9X28-M1**  
8-port Gigabit RJ45 module supporting IEEE1588v2 Hardware BC/TC.



**RHG9X28-M5**  
4-port 10/100/1000Mbps RJ45 High-Avail. module, supporting HSR/PRP.

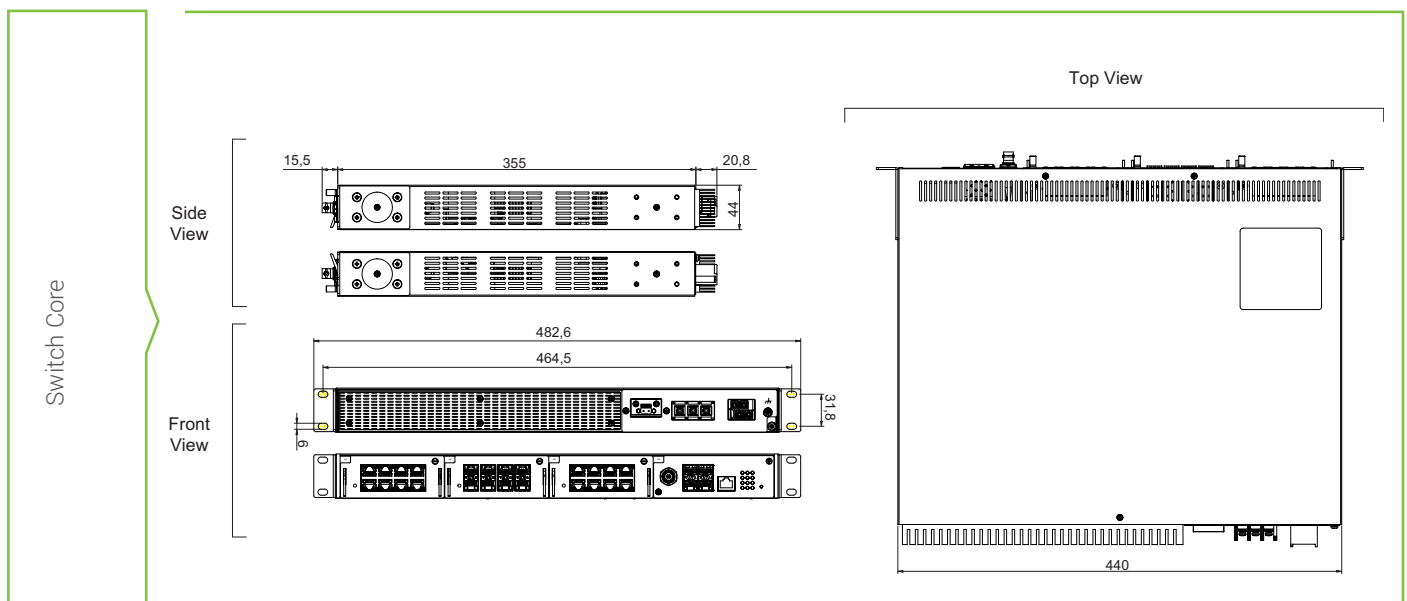


**RHG9X28-M2**  
8-port Gigabit SFP module supporting IEEE1588v2 Hardware BC/TC.

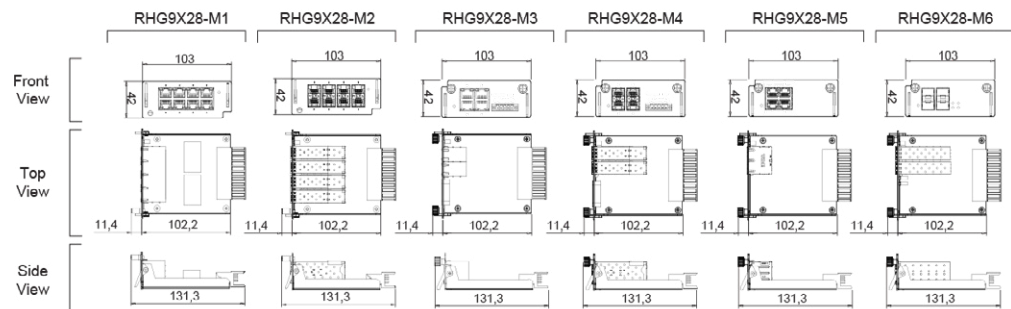


IEC61850-3 certified Layer-3 Managed Switch, with 8 Gigabit ports, 4 10/100/1000 High-Availability HSR/PRP ports, 8 Gigabit SFP slots, one PPS output BNC (F) plug, and 4 x 10 Gigabit SFP uplinks, supporting IEEE1588v2 HW BC and Synchronous Ethernet.

## DIMENSIONS & LAYOUT



RHG9X28-M1  
 RHG9X28-M2  
 RHG9X28-M3  
 RHG9X28-M4  
 RHG9X28-M5  
 RHG9X28-M6



## SPECIFICATIONS

### Switch core

Model Name RHG9628

### Switch Properties

Priority Queues	8
VLAN Table	512
MAC-Based VLAN	512
VLAN ID Range	VID 1 to 4094
Trunk Group	8
Static IGMP Groups	128
Dynamic IGMP Groups	256
MAC Table Size	16k
Packet Buffer Size	1.5 MB
Jumbo Frame	9216 Byte
Switching Fabric Capacity	128 Gbps
Maximum throughput	95.24 Mpps

### Ethernet

Standards	IEEE 802.3 for 10BASE-T IEEE 802.3u for 100BASE-T(X) IEEE 802.3u for 100BASE-FX IEEE 802.3ab for 1000BASE-T(X) IEEE 802.3z for 1000BASE-X IEEE 802.3ae For 10 Gigabit Ethernet Fiber IEEE 802.3x for Flow Control, backpressure control IEEE 802.1d-2004 for Spanning Tree Protocol IEEE 802.1w for Rapid Spanning Tree Protocol IEEE 802.1s for Multiple Spanning Tree Protocol IEEE 802.1Q for VLAN Tagging IEEE 802.1p for Class of Service IEEE 8021X for Authentication IEEE 802.1AB Link Layer Discovery Protocol (LLDP) IEEE 802.1Q VLAN. IEEE 802.3ad for Port Trunk with LACP IEC-62439-3 Clause 4 PRP (Parallel Redundancy Protocol) IEEE1588v2 PTP (Hardware-based) - (-SB version only) ITU-T G.8261 Synchronous Ethernet
-----------	---

Protocols	IPv4, IPv6, IGMPv1/v2/v3, GMRP, GVRP, SNMPv1/v2c/v3, SNMP Inform, ICMP, Telnet, SSH, DHCP Server/Relay/Client, DHCP Option 66/67/82, BootP, TFTP, NTP Server/Client, SNTP, SMTP, RMON, HTTP, HTTPS, Telnet, Syslog, MRP(Manager/Client), ERPS, LLDP, IEEE 1588 PTP V2(Hw-based), 802.1x, RADIUS, TACACS+, SyncE, HSR, PRP, ACL, DHCP Snooping, ARP Spoof Prevention, Dynamic ARP Inspection, MLD, UDLD, IP Source Guard, sFlow		
Layer-3 Switching Protocols	Routing: static routing, RIP v1/v2, OSPFv2, BGPv4 Multicast: IGMPv1/v2/v3, DVMRP, PIM-DM, PIM-SM, PIM-SSM Routing Redundancy: VRRP (Virtual Router Redundancy Protocol)		
Redundancy	IEC62439-3 Clause 5 High-Avail-Seamless-Redundancy(HSR) only RH-G9X28-M5/6 IEC62439-3 Clause 4 Parallel-Redundancy-Protocol (PRP) - only with RH-G9X28-M5/6 ITU-T G.8032 ERPS, STP, RSTP, MSTP, MRP, Compatible Ring/Chain, U-Ring		
Automation Profiles	Modbus TCP		
MIB	MIB II, IF-MIB, SNMPv2 MIB, BRIDGE-MIB, RMON MIB Group 1,2,3,9		
Precision timing			
Time Synchronization	Network Time	NTP Server/Client, SNTP	
	Precision Time Protocol	Std Version	IEEE1588v1 BC (SW) IEEE1588v2 BC (SW) IEEE1588v2 TC (HW)-ns accuracy
		PTP (-SB) Version	IEEE1588v2 BC (HW)-ns accuracy IEEE1588v2 TC (HW)-ns accuracy Synchronous Ethernet
	Holdover Accuracy	Boundary Clock/SyncE (-SB)	<30 ns/s (IEEE61850-9-3 compliant)
	PTP Mode (all versions)	Layer-2: Multicast, E2E/P2P, two-steps Layer-3 (IPv4):Multicast,Unicast,Unicast Neg. (E2E/P2P)	
	Supported Profiles (-SB version)	C37.238 -2017 Power Profile IEC/ IEEE61850-9-3 Power Profile(2016)	
	Additional Interfaces	RHG9528-410GSFP-BC/SB-XX support hardware-assisted BC/TC also on 4x1G or 4x10G SFP uplink slots. 1PPS square pulse issued from a 1PPS output BNC(F)	
Power			
Rated Supply Voltage	DC version: redundant 24-120 VDC AC version: redundant 110-240 VAC HV version: redundant 120-380 VDC		
Input Voltage	DC version: redundant 19-132 VDC AC version: redundant 90-264 VAC HV version: redundant 120-380 VDC		
Input Current (Max)	2.66A Max, 64W Max (For DC version models) 0.7A Max, 50/60Hz (For AC version models) 0.52A Max, 62W Max (For HVDC version models)		
Power	< 70W (85°C).		
Reverse polarity Protection	Yes		
Relay Output	1 Relay Output (24V/1A)		
Connectors	AC: Barrier Terminal Block 4pin 9.52mm DC: Barrier Terminal Block 3Pin 13mm		
Physical Characteristics			
Housing Dimension (W x H x D) Weight Installation	IP30 SPCC metal housing 440 x 44x 355 mm (not including screws, terminal blocks and rack-mount kit) 5Kg (not including module but module cover only) 1U Rack-mount, Rack-mount kit included		

## Environmental Limits

Operating Temperature	-40°C to +75°C (-40°F to +158°F)
Storage Temperature	-40°C to +85°C (-40°F to +185°F)
Ambient Relative Humidity	5% to 95%, 55°C (Non-condensing)

## Switch Modules



## Technical Specifications

Description	8-Port RJ45 module	8-Port SFP module	4-Port RJ45 with IRIG-B module	4-port SFP with IRIG-B module
Model Name	RHG9X28-M1	RHG9X28-M2	RHG9X28-M3	RHG9X28-M4
Properties				
Port speed	10/100/1000 Mbps	100/1000 Mbps	10/100/1000 Mbps	100/1000 Mbps
Interface	RJ45	SFP Slot	RJ45	SFP Slot
HW PTP IEEE1588v2	TC/BC (with -BC core) SyncE (with -SB core)	TC/BC (with -BC core) SyncE (with -SB core)	TC/BC (with -BC core) SyncE (with -SB core)	TC/BC (with -BC core) SyncE (with -SB core)
IRIG-B	No	No	Yes, (1x Terminal Block)	Yes, (1x Terminal Block)
Dimensions	102 x 120 x 42 mm	102 x 120 x 42 mm	102 x 120 x 42 mm	102 x 120 x 42 mm
Weight	550 g	500 g	550 g	500 g
Fixing	2 x quick-release screws (included)	2 x quick-release screws (included)	2 x quick-release screws (included)	2 x quick-release screws (included)



## Technical Specifications

Description	4-Port RJ45 HSR/PRP module	4-Port SFP HSR/PRP module
Model Name	RHG9X28-M5	RHG9X28-M6
Properties		
Port speed	10/100/1000 Mbps	1000 Mbps
Interface	RJ45	SFP Slot
HW PTP IEEE1588v2	TC/BC (with -BC core)	TC/BC (with -BC core)
HSR/PRP	2 Groups	2 Groups
Dimensions	102 x 120 x 42 mm	102 x 120 x 42 mm
Weight	550 g	500 g
Fixing	2 x quick-release screws (included)	2 x quick-release screws (included)

## REGULATORY APPROVALS

Regulatory Approvals				
Safety	UL/EN/IEC(CB) 62368-1			
EMC	FCC Part 15, Subpart B, Class A, EN 55032, EN55035, EN 61000-6-4:2007+A1 2011, EN 61000-3-2, EN 61000-3-3, EN 61000-6-2:2005			
Power Automation	IEC61850-3, IEEE 1613			
Test	Item		Value	Level
IEC 61000-4-2	ESD	Contact Discharge	±8KV	4
		Air Discharge	±15KV	4
IEC 61000-4-3	RS	Enclosure Port	10(V/m), 80-1000MHz, 80% AM, 1~3GHz	3
IEC 61000-4-4	EFT	AC Power Port	±4.0kV @5.0kHz	4
		DC Power Port	±4.0kV @5.0kHz	4
		Signal Port	±4.0kV @5.0kHz	4
IEC 61000-4-5	Surge	AC Power Port	Line-to Line±2.0kV	4
		AC Power Port	Line-to Earth±4.0kV	4
		DC Power Port	Line-to Line±1.0kV	3
		DC Power Port	Line-to Earth±2.0kV	3
		Signal Port	Line-to Earth±4.0kV	4
IEC 61000-4-6	CS	AC Power Port	10V rms 0.15-80MHz, 80% AM	3
		DC Power Port	10V rms 0.15-80MHz, 80% AM	3
		Signal Port	10V rms 0.15-80MHz, 80% AM	3
IEC 61000-4-8	PFMF	(Enclosure)	100A/m continuous, 1000A/m (1s)	5
IEC 61000-4-11	DIP	AC Power Port	Drop 70% 3 times/s (1period) Drop 40% 3 times/1ms (50 period) Drop 100% 3 times/50m(5-50per.)	-
IEC 61000-4-16	Main Frequency	DC Input / Output	30V continuous, / 300V 1S	4
		Signal Port	30V continuous, / 300V 1S	4
IEC 61000-4-17	Ripple	DC Input / Output	10% of unit (10% Level3)	3
IEC 61000-4-18	Damped Oscillatory	AC Power Port	Line-to-Line ±1.0KV	3
			Line-to-Earth ±2.5KV	3
		DC Power Port	Line-to-Line ±1.0KV	3
			Line-to-Earth ±2.5KV	3
		Signal Port	Line-to-Earth ±2.5KV	3
IEC 61000-4-29	DC Input Port	Dips and Interruptions	30% Reduction: 0.1 sec	N/A
			60% Reduction: 0.1 sec	N/A
			100% Reduction: 0.05 sec	N/A
Shock Drop Vibration	MIL-STD-810G Method 516.7 (2014) MIL-STD-810F Method 516.7 (2014) MIL-STD-810F Method 514.7 C-1 & C-III Category 4(2014)			
RoHS2	Yes			
MTBF	20 years			
Warranty	5 years			



## ORDERING INFORMATION

### Main core switch ordering information

Model name	Part Number	Description
RHG9628-410GSFP-DC	1P1RHG96280004G	4*10G, SFP, 2DC
RHG9628-410GSFP-AC	1P1RHG96280006G	4*10G, SFP, 2AC
RHG9628-410GSFP-HV	1P1RHG96280005G	4*10G, SFP, 2HV
RHG9628-410GSFP-SB-DC	1P1RHG9628000GG	4*10G, SFP, 2DC, Support HW-Boundary Clock/ SyncE
RHG9628-410GSFP-SB-AC	1P1RHG9628000KG	4*10G, SFP, 2AC, Support HW-Boundary Clock/ SyncE
RHG9628-410GSFP-SB-HV	1P1RHG9628000IG	4*10G, SFP, 2HV, Support HW-Boundary Clock/ SyncE

### Modules ordering information

Model name	Part Number	Description
RHG9X28-M1	1P1RHG9X28M101G	8P*1000TX RJ45 Module
RHG9X28-M2	1P1RHG9X28M201G	8P*1000FX SFP Module
RHG9X28-M3	1P1RHG9X28M301G	4P, RJ45 Module and IRIG-B(TB)
RHG9X28-M4	1P1RHG9X28M401G	4P, SFP Module and IRIG-B(TB)
RHG9X28-M5	1P1RHG9X28M501G	4P, RJ45 Module with HSR/PRP
RHG9X28-M6	1P1RHG9X28M601G	4P, SFP Module with HSR/PRP

### Optional Accessories

Model name	Part Number	Description
AC POWER CORD(US)	50892531G	RHG9X28 US AC Power CORD, 183cm
AC POWER CORD(EU)	50891751G	RHG9X28 EU AC Power CORD, 180cm
SDR-240-48	50502401480001G	DIN RAIL POWER SUPPLY / T, AC 100~240V to 48V to 55V DC 5A, 240W
SDR-480-48	50504801480001G	DIN RAIL POWER SUPPLY / T, AC 100~240V to 48V to 55V DC 10A, 480W
AXFD-1314-0523	522AXFD1314001G	SFP Transceiver, 155Mbps, Multi-mode, 1310nm, 2km, -40°C to +85°C, DDMI
AXFD-1314-0553	522AXFD1314011G	SFP Transceiver, 155Mbps, Single-mode, 1310nm, 30km, -40°C to +85°C, DDMI
AXGD-5854-0513	522AXGD5854001G	SFP Transceiver, 1250Mbps, 850nm, Multi-mode, 550m, 3.3V, -40°C to +85°C, DDMI
AXGD-1354-0523	522AXGD1354001G	SFP Transceiver, 1250Mbps, 1310nm, Multi-mode, 2km, 3.3V, -40°C to +85°C, DDMI
AXGD-1354-0533	522AXGD1354011G	SFP Transceiver, 1250Mbps, 1310nm, Single-mode, 10km, 3.3V, -40°C to +85°C, DDMI
AXGD-3354-0593	522AXGD3354001G	SFP Transceiver, 1250Mbps, 1310nm, Single-mode, 40km, 3.3V, -40°C to +85°C, DDMI
AXXE-5886-05B3	522AXXE5886001G	SFP Transceiver, 10Gbps Multi, 850nm, 300m, -40°C to +85°C